

# TEST PAPER


## SECOND GRADE MUSICIANSHIP

**Question 1****KEYS AND SCALES****Total Marks 18**

A. Write the scale of F harmonic minor.



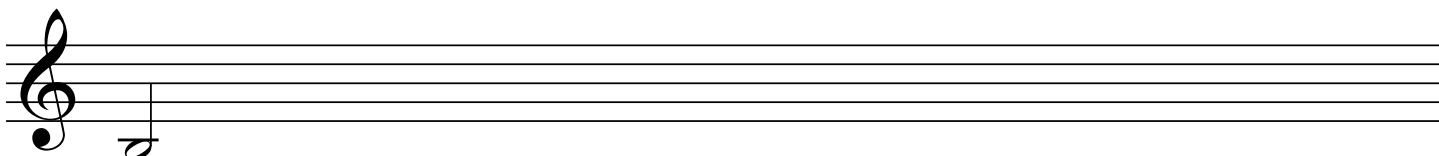
- Write the key signature.
- Use minims.
- Write two octaves ascending.
- Mark the tones with a slur.
- Circle the mediant in each octave.
- Complete the scale with a double bar line.



B. Write the major scale starting on the given note.

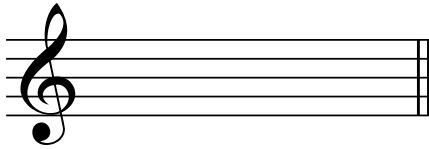


- Use accidentals.
- Use crotchets.
- Write one octave descending then one octave ascending.
- Mark the semitones with a slur.
- Complete the scale with a double bar line.




C. For each of the following, write the key signature and the named scale degree.

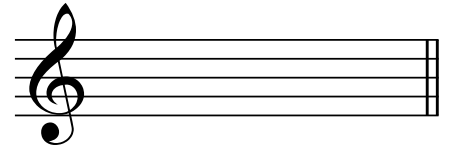
6



E major  
submediant



B minor  
leading note



C minor  
supertonic


Question 2

INTERVALS


Total Marks 8

A. Name these intervals by number and quality.


4



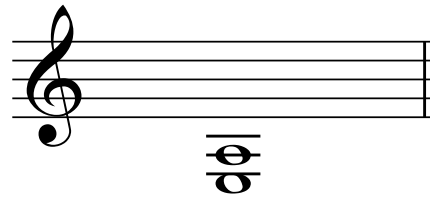
.....



.....



.....



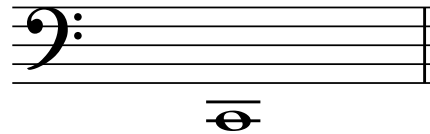
.....

B. Write these intervals above the given tonic notes.


4



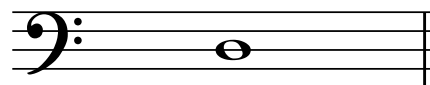
major 6th



minor 3rd



perfect 4th




perfect 8ve


A. For each of the following, write:




- the key signature.
- the named triad, in root position.



B major  
tonic (I)




F minor  
dominant (V)




A major  
subdominant (IV)

B. Name the key for each of the following, then name the triad as the tonic (I), subdominant (IV) or dominant (V) of that key.



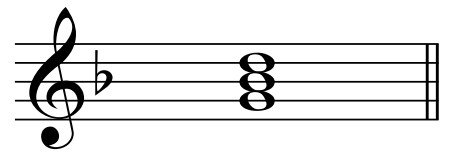
Key .....

Triad .....



Key .....

Triad .....






Key .....

Triad .....

A. Complete each bar with a rest or rests in the correct order.

8



B. Add a time signature and the missing bar lines to this four bar melody.

5

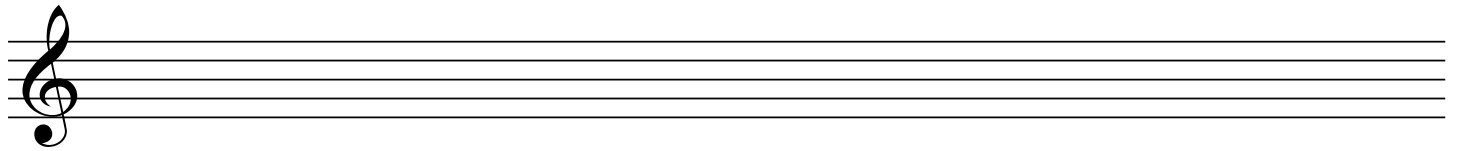
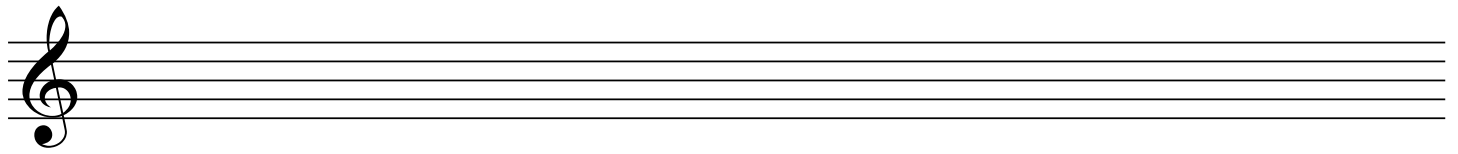




C. Place a tick in the appropriate columns to correctly describe each time signature.

6

	Simple	Compound	Duple	Triple	Quadruple
2/4					
6/8					
3/8					

Transpose this melody UP a tone into the key of B major. Write the new key signature.



A. Place an upright line in front of each accented word or syllable in this couplet.





See Her Majesty wave her hand

The crowd goes crazy across the land.

B. Write a rhythmic pattern to suit the words above. Use the time signature of  $\frac{6}{8}$ .



- Write the words clearly under the notes
- Use hyphens for words of more than one syllable.



A. Give the English meaning of the following terms.



- i) *sostenuto* .....
- ii) *meno mosso* .....
- iii) *senza* .....
- iv) *vivace* .....

B. Study this melody and answer the questions that follow.



**Maestoso**                      2                      3                      4

- i) In what manner should this melody be played? .....
- ii) Name the opening key of the melody. ....
- iii) Name the key at the end of the melody. ....
- iv) What is the relationship of the new key to the old key? .....
- v) Add an Italian term above bar 3 to show the music should get faster.
- vi) Add signs to show the quavers in bar 4 should be played mezzo staccato.
- vii) Add a sign to the last note to show it should be accented.
- viii) What is the meaning of the sign under bar 4? .....
- ix) Find an appropriate place to add a tie.
- x) Add a sign to indicate the whole melody should be played very loudly.