

Grade 3 Theory Test Paper... sort of

This test paper is DIFFERENT. It already has the answers in it (mostly wrong answers!) and your job is to be the teacher - you have to **mark** it.

When you've found all the mistakes, go on to the next few pages of this download. It's the EXACT SAME PAPER - this time with no answers already in it. See if you can learn from someone else's mistakes... and get 100%!

Question 1

KEYS AND SCALES

Total Marks 18


A. Write the scale of B^b major.

- Write the key signature. Do not use accidentals.
- Use minims
- Write one octave ascending and one octave descending
- Mark each semitone with a slur
- Draw a circle around the submediant note
- Complete the scale with a double bar line



B. Write an E harmonic minor scale:

- Use the bass clef
- Use semibreves
- Use accidentals (do not write the key signature)
- Write two octaves descending
- Mark each tone with a slur
- Complete the scale with a double bar line




C. Complete the table below by writing the correct technical scale degree name.

4

Key	Note	Scale degree name
B major	C [#]	Supertonic
G major	F [#]	Leading note
C minor	B ^b	Leading note
D minor	B ^b	Subdominant
A major	D	Submediant

D. i) Name this scale.

1



A^b major


ii) Add a clef and accidentals to make this the scale of E major. Mark each semitone with a slur.

3

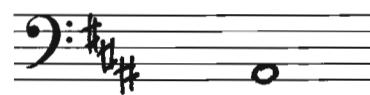


E. Write these key signatures and the named scale degree.

2




A^b major
dominant



B minor
leading note

A. Write these intervals above the given tonic notes

3



major 6th

major 2nd

minor 3rd

B. Name these intervals by number and quality

3



Major 3rd

Major 4th

Minor 6th


C. In the following melody circle any intervals of a major 2nd occurring between two consecutive notes.

2



A. Write the following triads. Use accidentals.

9




B^b major
subdominant
first inversion

B minor
tonic
first inversion


C minor
dominant
root position

B. Write these cadences in four-part vocal style.
Write the key signature and use minims.

8

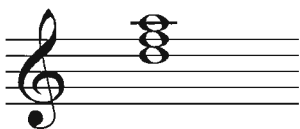


E^b major
Plagal cadence



D minor
Perfect cadence

C.




Is this the dominant chord of G minor?

Yes or no? Yes

1

D. Study the cadence below. Name the key and cadence.

2



Key: E min

Cadence: Perfect




Question 4

TIME and RHYTHM

Total Marks 16

A. At each place marked with an arrow, complete the following bars with a rest or rests:

4



B. Add time signature and bar lines to this four-bar rhythm

6



C. Write the correct time signature AND state whether each is duple or triple time.



Duple or triple? Triple



Duple or triple? Duple



Duple or triple? Duple

Question 5

TRANSPOSITION

Total Marks 8

Transpose the following melody up into E^b major.




5


A. If the English meaning given for each of the following terms is correct, write **True**.
If the meaning is not correct, write **False**.

- i) *animato* with spirit true
- ii) *prestissimo* very fast true
- iii) *loco* at normal pitch true
- iv) *con grazia* gracefully true
- v) *attaca* with attack true

B. Write the upper note for the following vocal ranges.



Bass

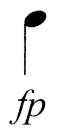


Soprano

2

C. Name and give the meaning of these signs:

2



..... forte - piano



..... staccato - tenuto

D. Study this melody and answer the questions below.

i) Mark the sections of the melody with the letters A, B, etc.

ii) Name the form of the melody. Ternary

iii) Mark any sequences with square brackets like this: [] []

iv) Name the key of the melody. Eb major

Mark 100

How did you go marking this paper? Did you find lots of mistakes? It's a good idea to discuss all of them with your teacher. Talk about WHY some mistakes might happen e.g. not checking the clef, or not completing the question. Understanding the mistakes in this paper will really help you when you go on to try the same paper yourself. Good luck!

TEST PAPER

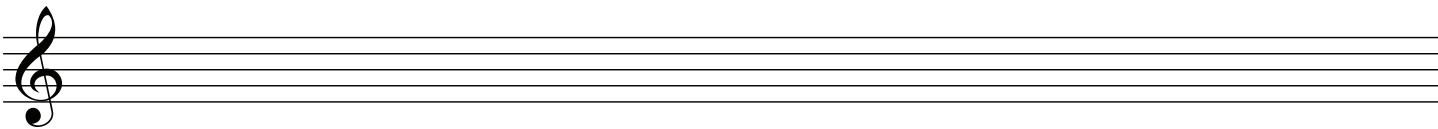
THIRD GRADE THEORY

Question 1	KEYS AND SCALES	Total Marks 18	
-------------------	------------------------	-----------------------	--

A. Write the scale of B^b major.




- Write the key signature. Do not use accidentals.
- Use minims
- Write one octave ascending and one octave descending
- Mark each semitone with a slur
- Draw a circle around each submediant note
- Complete the scale with a double bar line



B. Write an E harmonic minor scale:



- Use the bass clef
- Use semibreves
- Use accidentals (do not write the key signature)
- Write two octaves descending
- Mark each tone with a slur
- Complete the scale with a double bar line



C. Complete the table below by writing the correct technical scale degree name.

4

Key	Note	Scale degree name
B major	C [#]	Supertonic
G major	F [#]	
C minor	B \natural	
D minor	B ^b	
A major	D	

D. i) Name this scale.

1



.....


ii) Add a clef and accidentals to make this the scale of E major. Mark each semitone with a slur.

3




E. Write these key signatures and the named scale degree.

2




A^b major
dominant



B minor
leading note

A. Write these intervals above the given tonic notes



major 6th

major 2nd

minor 3rd

B. Name these intervals by number and quality



.....


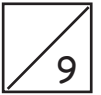
.....

.....

C. In the following melody circle any intervals of a major 2nd occurring between two consecutive notes.



A. Write the following triads. Use accidentals.

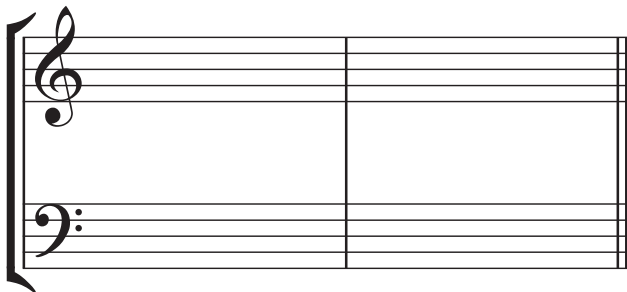



B^b major
subdominant
first inversion

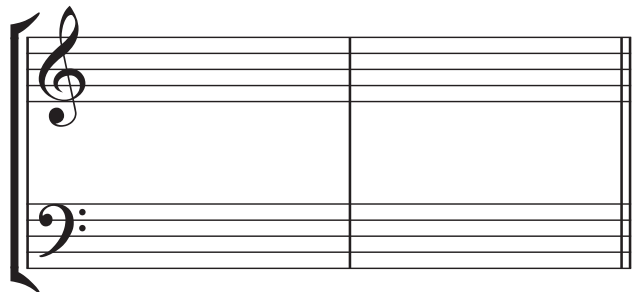
B minor
tonic
first inversion

C minor
dominant
root position

B. Write these cadences in four-part vocal style.
Write the key signature and use minims.

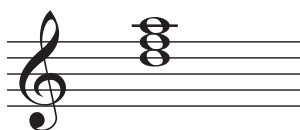


E^b major
Plagal cadence



D minor
Perfect cadence

C.




Is this the dominant chord of G minor?

Yes or no?



D. Study the cadence below. Name the key and cadence.

2



Key:

Cadence:

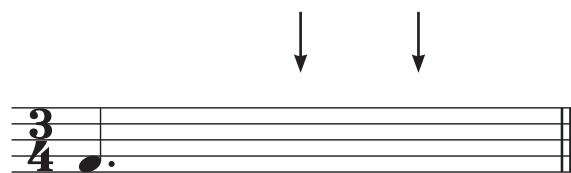
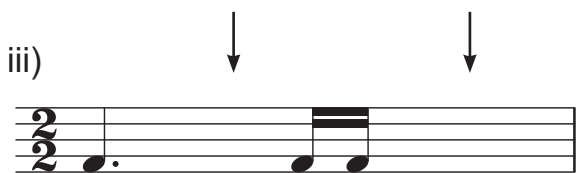
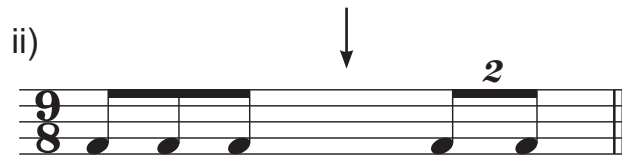

Question 4

TIME and RHYTHM

Total Marks 16

A. At each place marked with an arrow, complete the following bars with a rest or rests:

4

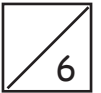


B. Add time signature and bar lines to this four-bar rhythm

6



C. Write the correct time signature AND state whether each is duple or triple time.



Duple or triple? _____



Duple or triple? _____




Duple or triple? _____

Question 5

TRANSPOSITION

Total Marks 8

Transpose the following melody up into E^b major.





A. Write a suitable rhythmic pattern to these words.

- Write the words clearly under the notes
- Hyphenate words with more than one syllable





A thousand suns will stream on thee
A thousand moons will quiver

(Tennyson)



B. Compose a balanced melody in A major using the following rhythm.
Include phrasing.

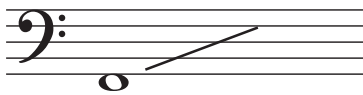


A. If the English meaning given for each of the following terms is correct, write **True**.
If the meaning is not correct, write **False**.

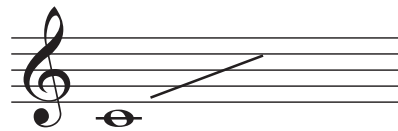
5

- i) *animato* with spirit
- ii) *prestissimo* very fast
- iii) *loco* at normal pitch
- iv) *con grazia* gracefully
- v) *attaca* with attack

B. Write the upper note for the following vocal ranges.



Bass



Soprano

2

C. Name and give the meaning of these signs:

2




.....



.....

D. Study this melody and answer the questions below.



i) Mark the sections of the melody with the letters A, B, etc.

ii) Name the form of the melody.

iii) Mark any sequences with square brackets like this:

iv) Name the key of the melody.